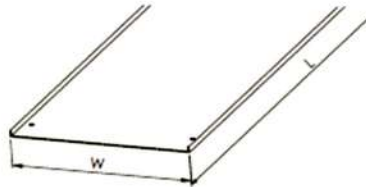


Cable Tray MS GI SS



Covers For Straight Perforated Cable Trays

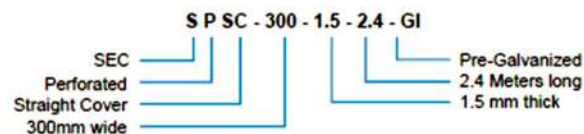


Ordering instructions for straight perforated cable trays covers

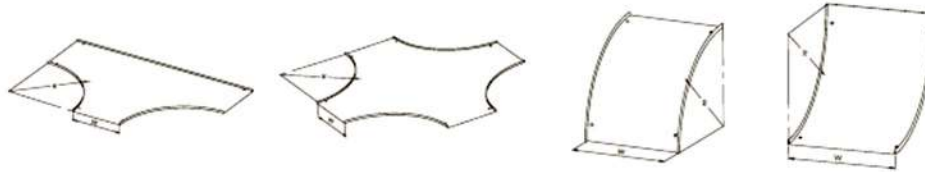
Code components :		SPSC-W-T-L-M
S	SEC	S for manufacturer name
P	for tray type	P (for perforated type) , L(For ladder type)
S	Shape	SC(For straight cover)
W	Width (mm)	Tray Standard Widths : 50 , 100 , 150 , 200 , 300, 400, 500, 600 , 900
T	Thickness (mm)	Standard Thicknesses : 1.0 , 1.5 , 2.0 , 2.5, 3
L	Length (m)	Standard Lengths : 2.4
M	Material type	GI (Pre-galv Steel) , HDG (Hot Dip Galv Steel) , MS (Power Coated), SS (Stainless Steel)

Example:

For 2.4 meters long, 1.5mm thickness galvanized steel cover for straight 300mm wide perforated cable trays. The code will be as follow:



Covers For Perforated Cable Trays Fittings

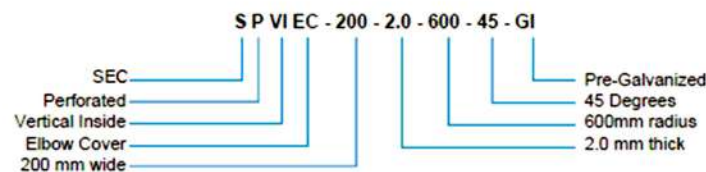


Ordering instructions for perforated cable trays fittings covers

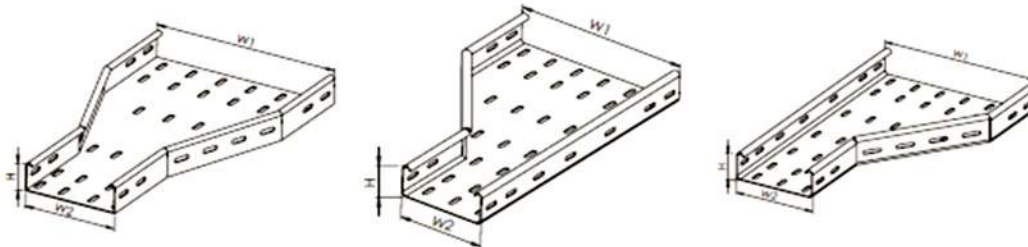
Code components :		SPDS-W-T-R-C-M
S	SEC	S for manufacturer name
P	For tray type	P (For perforated type) , L(For ladder type)
D	Direction	H (Horizontal) , V (Vertical) , VI (Vertical Inside) , VO (Vertical outside)
S	Shape	EC (Elbow Cover) , TC (Tee Cover) , CC (Cross Cover) , SRC (Straight Reducer Cover) RRC (Right hand reducer Cover) , LRC (Left hand reducer Cover)
W	Width (mm)	Standard Widthes : 50 , 100 , 150 , 200 , 300 , 400 , 500 , 600 , 900
T	Thickness (mm)	Standard Thicknesses : 1.0 , 1.5 , 2.0 , 2.5
R	Radius (mm)	Standard Radii : 300 , 600
C	Degree	Standard Degrees : 30, 45, 60, 90
M	Material type	GI (Pre-galv Steel) , HDG (Hot Dip Galv Steel) , MS (Power Coated), SS (Stainless Steel)

Example:

For 2.0mm thick, Pre-Galv cover for Steel perforated vertical 45 degrees Inside elbow, 200mm and 600mm radius.
The code will be generated as follow:



Perforated Cable Trays Fittings

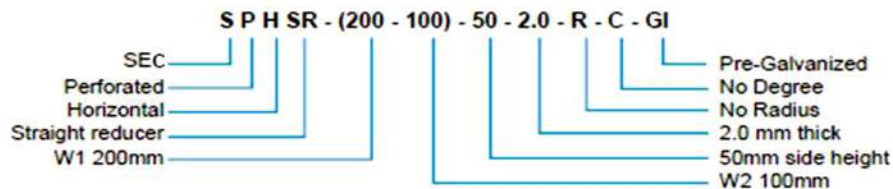


Ordering instructions for perforated cable trays fittings

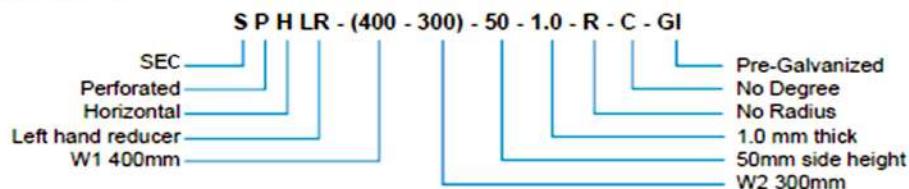
Code components :		SPDS-W-H-T-R-C-M
S	SEC	S for manufacturer name
P	Punching	P (Perforated) , S (Solid - Non perforated)
D	Direction	H (Horizontal) , V (Vertical) , VI (Vertical Inside) , VO (Vertical outside)
S	Shape	E (Elbow) , T (Tee) , C (Cross) , SR (Straight Reducer) RR (right hand reducer) , LR (left hand reducer)
W	Width (mm)	Standard Widths : 50 , 100 , 150 , 200 , 300 , 400 , 500 , 600 , 900
H	Side Height (mm)	Standard Heights : 50 , 75 , 100
T	Thickness (mm)	Standard Thicknesses : 1.0 , 1.5 , 2.0 , 2.5 , 3
R	Radius (mm)	Standard Radii : 300 , 600
C	Degree	Standard Degrees : 30 , 45 , 60 , 90
M	Material type	GI (Pre-galv Steel) , HDG (Hot Dip Galv Steel) , MS (Power Coated) , SS (Stainless Steel)

Example:

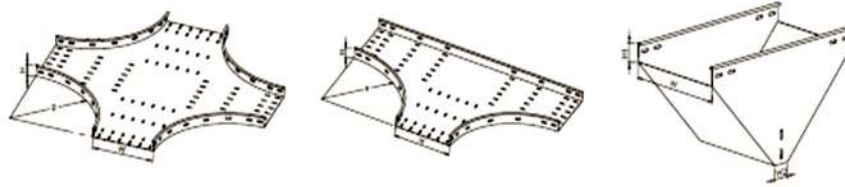
For Pre-Galv Steel perforated straight reduced, 200mm to 100 wide, 35mm height, and 2.0mm thickness. The code will be generated as follow:



For Pre-Galv Steel perforated left hand reduced, 400mm to 300 wide, 50mm height and 1.0mm thickness. The code will be generated as follow:



Perforated Cable Trays Fittings

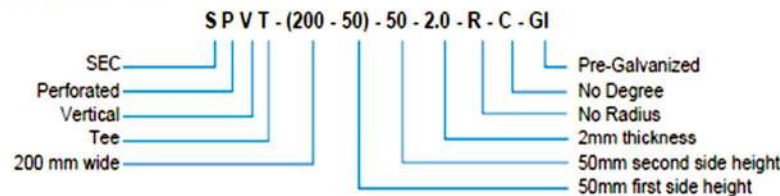


Ordering instructions for perforated cable trays fittings

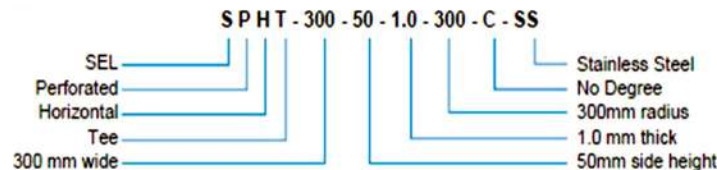
Code components :		SPDS-W-H-T-R-C-M
S	SEC	S for manufacturer name
P	Punching	P (Perforated) , S (Solid - Non perforated)
D	Direction	H (Horizontal) , V (Vertical) , VI (Vertical Inside) , VO (Vertical outside)
S	Shape	E (Elbow) , T (Tee) , C (Cross) , SR (Straight Reducer) RR (right hand reducer) , LR (left hand reducer)
W	Width (mm)	Standard Widths : 50 , 100 , 150 , 200 , 300 , 400 , 500 , 600 , 900
H	Side Height (mm)	Standard Heights : 50 , 75 , 100
T	Thickness (mm)	Standard Thicknesses : 1.0 , 1.5 , 2.0 , 2.5 , 3
R	Radius (mm)	Standard Radii : 300 , 600
C	Degree	Standard Degrees : 30 , 45 , 60 , 90
M	Material type	GI (Pre-galv Steel) , HDG (Hot Dip Galv Steel) , MS (Power Coated) , SS (Stainless Steel)

Example:

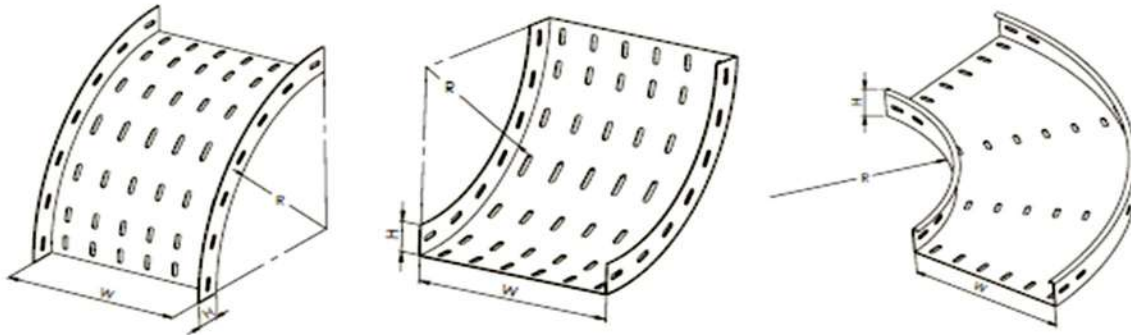
For Pre-Galv Steel perforated vertical Tee, 200mm wide, 50mm first height, 35mm second height, and 2.0mm thickness.
The code will be generated as follow:



For Stainless Steel Horizontal perforated Tee, 300mm wide, 50mm height, 300mm radius, and 1.0mm thickness.
The code will be generated as follow:



Perforated Cable Trays Fittings

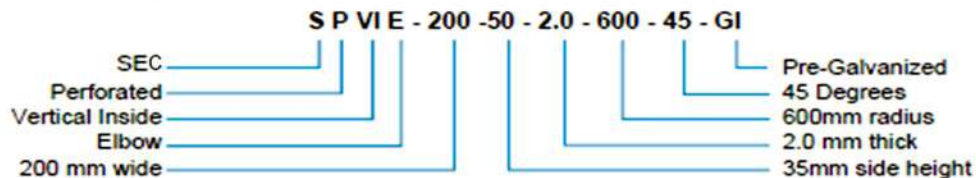


Ordering instructions for perforated cable trays fittings

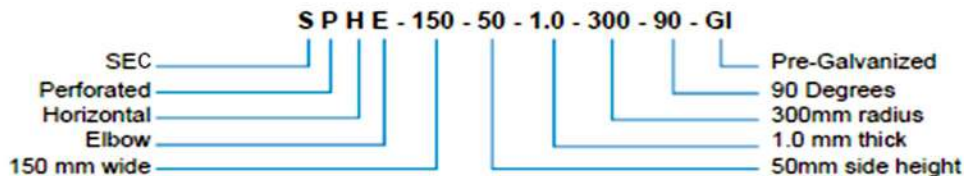
Code components :		SPDS-W-H-T-R-C-M
S	SEC	S for manufacturer name
P	Punching	P (Perforated) , S (Solid - Non perforated)
D	Direction	H (Horizontal) , V (Vertical) , VI (Vertical Inside) , VO (Vertical outside)
S	Shape	E (Elbow) , T (Tee) , C (Cross) , SR (Straight Reducer)
		RR (Right hand reducer) , LR (Left hand reducer)
W	Width (mm)	Standard Widthes : 50 , 100 , 150 , 200 , 300 , 400 , 500 , 600 , 900
H	Side Height (mm)	Standard Heights : 50 , 75 , 100
T	Thickness (mm)	Standard Thicknesses : 1.0 , 1.5 , 2.0 , 2.5 , 3
R	Radius (mm)	Standard Radii : 300 , 600
C	Degree	Standard Degrees : 30 , 45 , 60 , 90
M	Material type	GI (Pre-galv Steel) , HDG (Hot Dip Galv Steel) , MS (Power Coated) , SS (Stainless Steel)

Example:

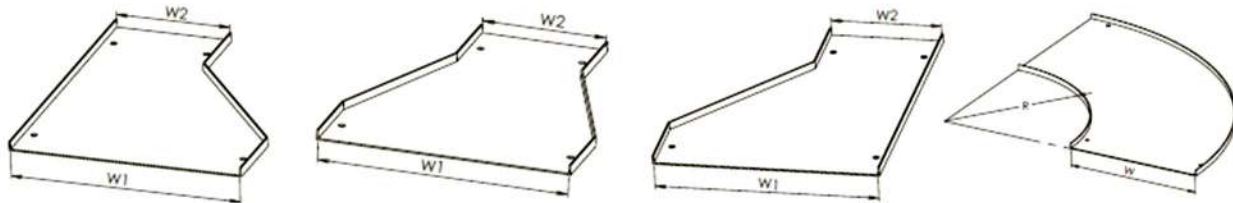
For Pre-Galv Steel perforated vertical 45 degrees Inside elbow, 200mm wide, 50mm height, 600mm radius, and 2.0mm thickness. The code will be generated as follow:



For Pre-Galv Steel perforated 90 degrees horizontal elbow, 150mm wide, 50mm height, 300mm radius, and 1.0mm thickness. The code will be generated as follow:



Covers For Perforated Cable Trays Fittings

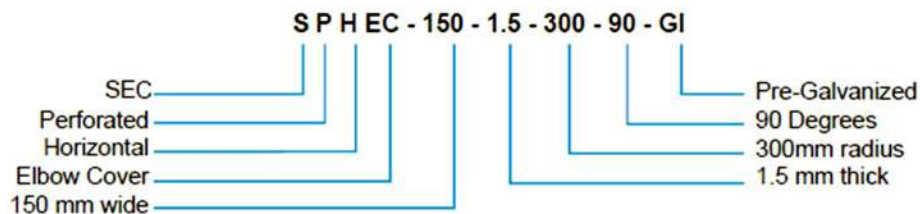


Ordering instructions for perforated cable trays fittings covers

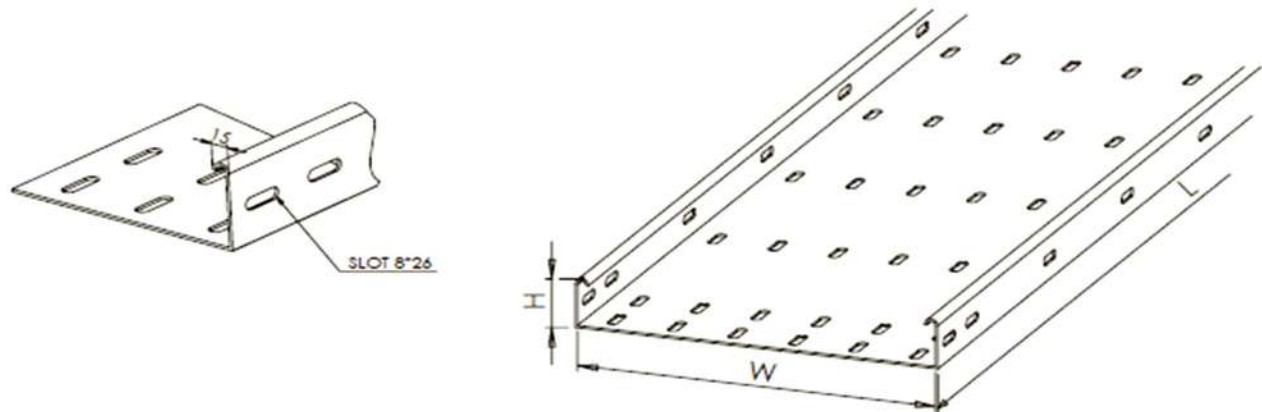
Code components :		SPDS-W-T-R-C-M
S	SEC	S for manufacturer name
P	For tray type	P (For perforated type) , L(For ladder type)
D	Direction	H (Horizontal) , V (Vertical) , VI (Vertical Inside) , VO (Vertical outside)
S	Shape	EC (Elbow Cover) , TC (Tee Cover) , CC (Cross Cover) , SRC (Straight Reducer Cover) RRC (Right hand reducer Cover) , LRC (Left hand reducer Cover)
W	Width (mm)	Standard Widthes : 50 , 100 , 150 , 200 , 300 , 400 , 500 , 600 , 900
T	Thickness (mm)	Standard Thicknesses : 1.0 , 1.5 , 2.0 , 2.5 , 3
R	Radius (mm)	Standard Radii : 300 , 600
C	Degree	Standard Degrees : 30 , 45 , 60 , 90
M	Material type	GI (Pre-galv Steel) , HDG (Hot Dip Galv Steel) , MS (Power Coated) , SS (Stainless Steel)

Example:

For 1.5 mm thick, Pre-Galv cover for 90 degrees Horizontal perforated elbow, 150mm wide and 300mm radius. The code will be generated as follow:



Straight Perforated Cable Trays

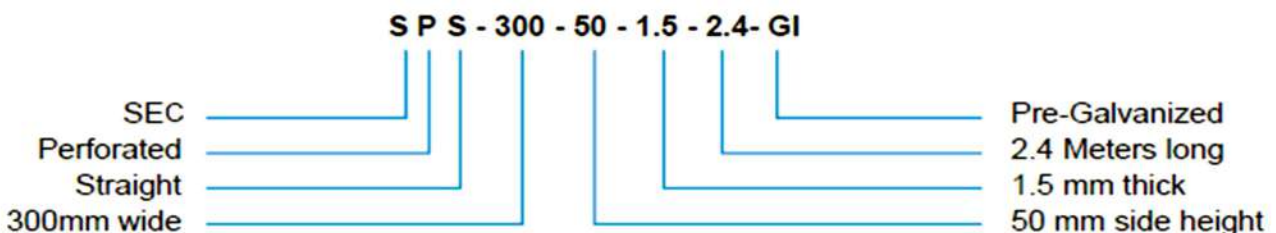


Ordering Instructions For Straight Perforated Cable Trays

Code components :		SPS-W-H-T-L-M
S	SEC	S for Manufacturer Name
P	Punching	P (Perforated) , S (Solid - Non Perforated)
S	Shape	S (Straight)
W	Width (mm)	Standard Widthes : 50 , 100 , 150 , 200 , 300, 400, 500, 600, 900
H	Side Height (mm)	Standard Heights : 50 , 75 , 100
T	Thickness (mm)	Standard Thicknesses : 1.0 , 1.5 , 2.0 , 2.5, 3
L	Length (m)	Standard Lengths : 2.4
M	Material type	GI (Pre-galv Steel) , HDG (Hot Dip Galv Steel) , MS (Power Coated), SS (Stainless Steel)

Example:

For GI Straight Perforated Cable Trays, 300mm Wide, 50mm Heigh, 1.5mm Thickness And 2.4 Meters Long. The Code Will Be Generated As Follow:



Corporate Office: 215/318 Hasina Mansion, CDA Avenue, Muradpur-4211, Chattogram

Office-2: Johur Market, Mirzapur-4334, Hathazari, Chattogram

Dhaka Office: 21(3rd Floor), Road 07, Senpara Parbata, Mirpur-10, Dhaka-1216

Cell: +8801744-829827; E-mail: stantecbd.info@gmail.com www.stantecbd.org